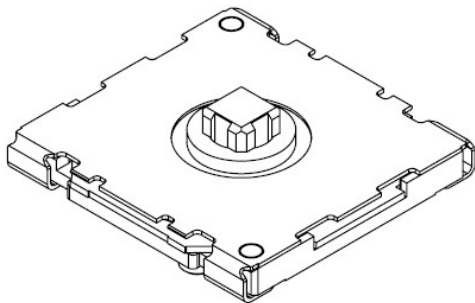


EasyPoint™ N35P102 Navigation Module

1 General Description

EasyPoint™ N35P102 is a miniature joystick module concept based on contact-less, magnetic movement detection. The two-dimensional linear encoder IC AS501x (e.g. AS5011, AS5013, ...) is mounted on the bottom side of the application's PCB, and monitors the movement of the magnet incorporated in the knob and provides directly the x and y coordinates via I²C output. A mechanical push button (dome switch) can be added to provide a "select" function.

Figure 1. N35P102-xxxxx-H



2 Key Features

- Lateral magnet movement radius up to 0.5mm
- Low profile
- Push button feature
- SMD mounting

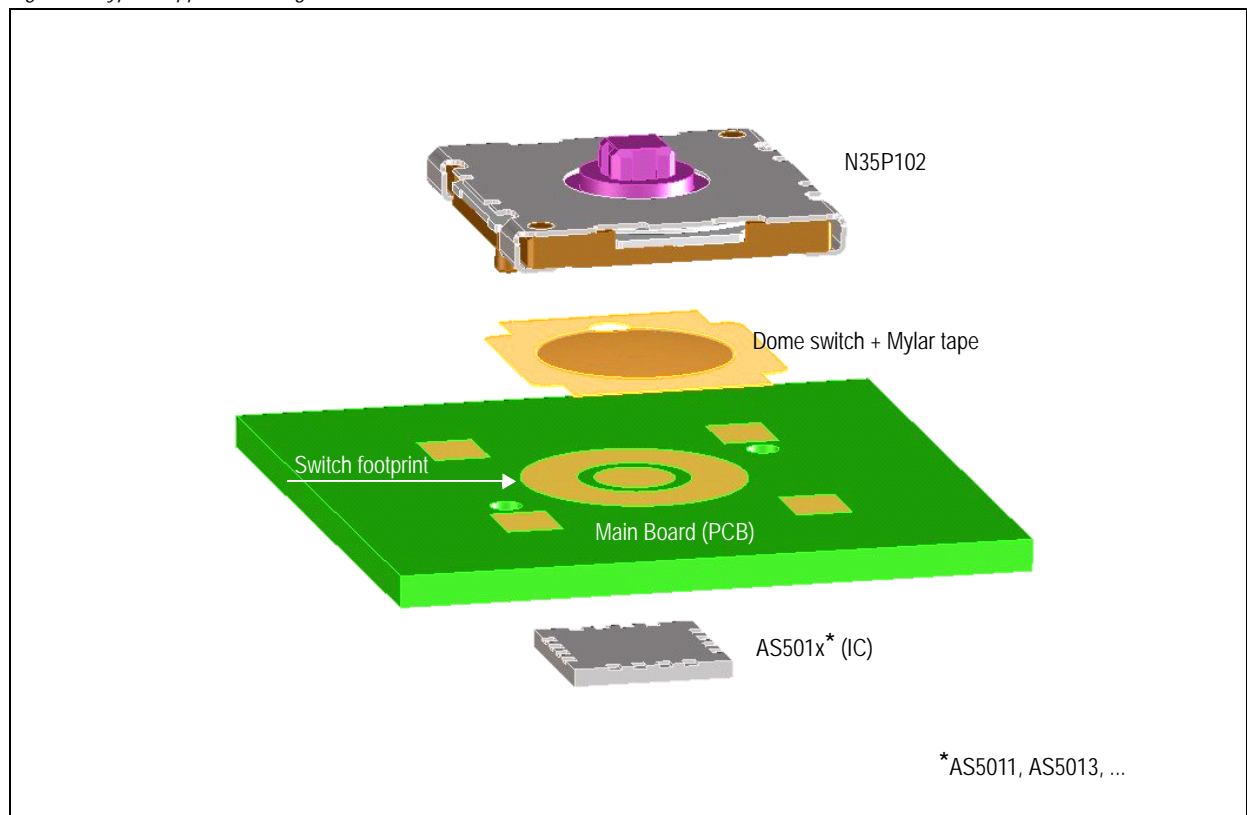
3 Applications

The EasyPoint™ N35P102 in combination with the AS501x is ideal for small factory manual input devices in battery operated equipment, such as Mobile phones, MP3 players, PDAs, GPS receivers, Gaming consoles and Analog joystick replacement.

4 Benefits

- High reliability due to magnetic non-contact sensing
- Thin size

Figure 2. Typical Application Diagram



5 Electrical Characteristics

5.1 Mechanical Specifications

Table 1. Mechanical Specifications

Parameter	Note
Number of operating shafts	Single shaft
Shaft material	PA46
Housing material	PA46
Shell material	Stainless Steel or Copper alloy
Travel (XY operation)	$\pm 0.50\text{mm}$ ($\pm 10\%$)
Directional operating force (XY direction)	0.45N ($\pm 0.10\text{N}$)
Vibration	10-500-10Hz 15 minutes, 12 cycles, 3 axes (total 36 cycles)
Operating life – XY direction	Each direction > 1 million cycles
Operating life – Push Z direction	> 1 million cycles
Shaft strength (XYZ direction)	> 3.0 kgf
Over force	1.5kgf, > 100k cycles

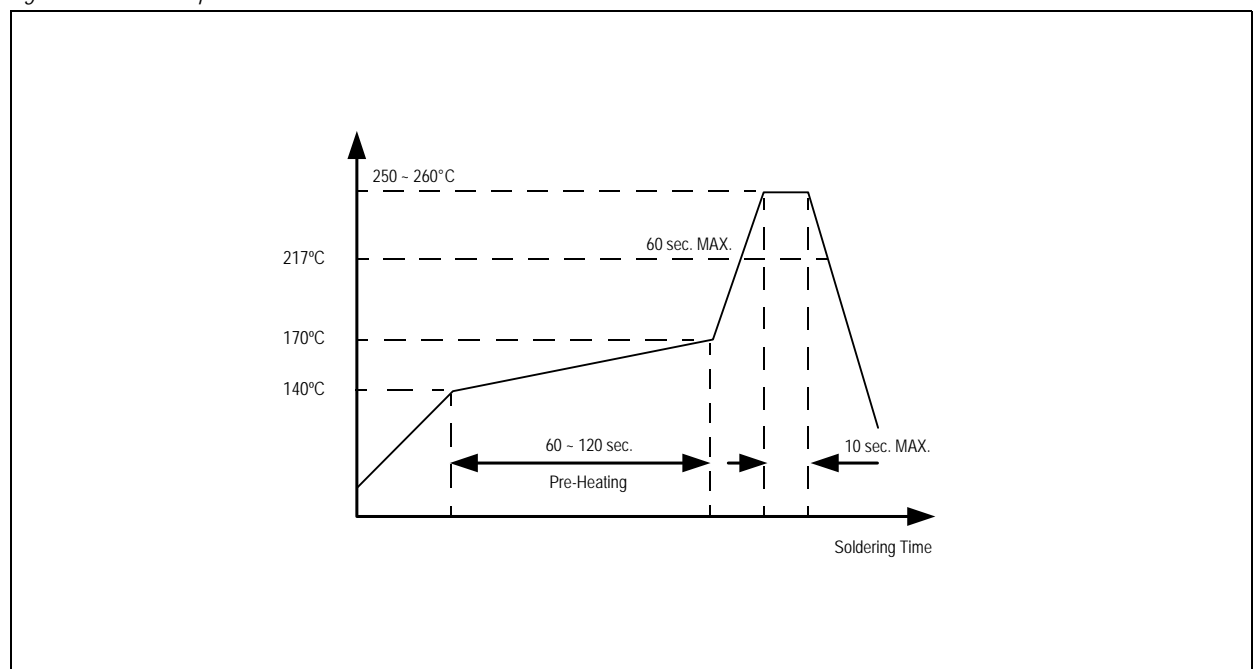
5.2 Environmental Specifications

Table 2. Environmental Specifications

Parameter	Note
Operating temperature range	-20 ~ +70°C
Storage temperature range	-40 ~ +85°C
Degrees of protection	IP 5X

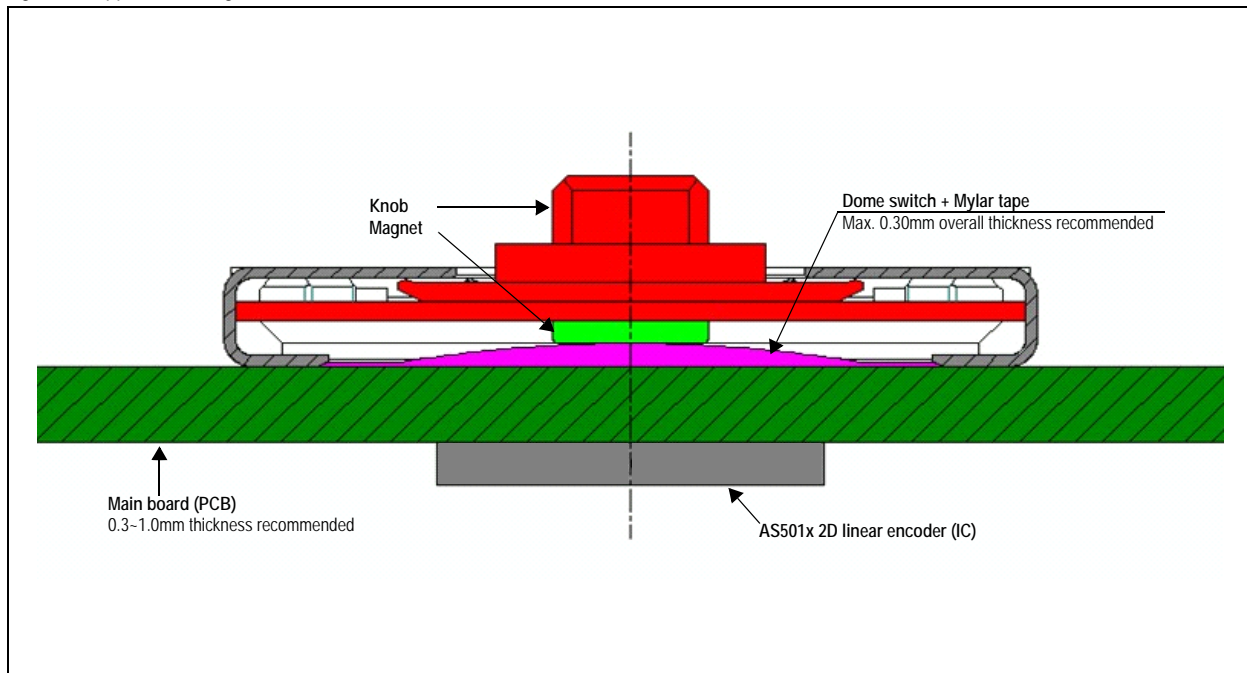
5.3 Recommended Reflow Temperature Profile

Figure 3. Reflow Temperature Profile



6 Application Using the AS501x 2D Linear Encoder

Figure 4. Application Diagram



For further information, please refer to the N35P112 module datasheet:

<http://www.austriamicrosystems.com/eng/Products/Magnetic-Encoders/EasyPoint-Joystick-Encoder/EasyPoint-Joystick-Modules>

For firmware programming support, please download the austriamicrosystems AS5013 encoder application note AN5013-20:

<http://www.austriamicrosystems.com/eng/Products/Magnetic-Encoders/EasyPoint-Joystick-Encoder/AS5013/EasyPoint-AS5013-Downloads/EasyPoint-AS5013-Downloads>

7 Package Drawings and Markings

Figure 5. N35P102 Dimensions (mm ±0.15)

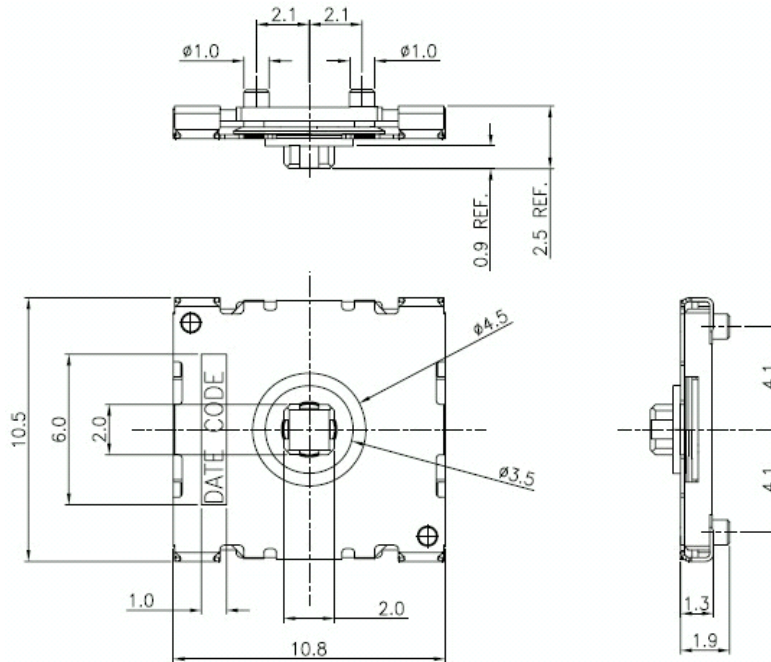


Figure 6. Recommended PCB Layout (Dimensions in mm ±0.05)

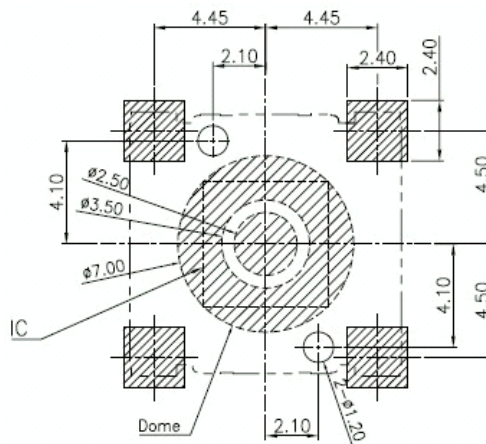
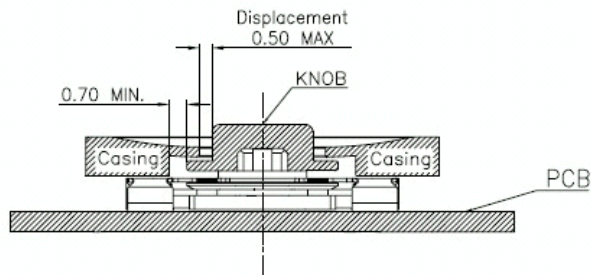


Figure 7. Recommended on Casing Design



Revision History

Revision	Date	Owner	Description
1.0	30 Apr, 2010		Initial release

Note: Typos may not be explicitly mentioned under revision history.

Copyrights

Copyright © 1997-2010, austriamicrosystems AG, Tobelbaderstrasse 30, 8141 Unterpremstaetten, Austria-Europe. Trademarks Registered ®. All rights reserved. The material herein may not be reproduced, adapted, merged, translated, stored, or used without the prior written consent of the copyright owner.

All products and companies mentioned are trademarks or registered trademarks of their respective companies.

Disclaimer

Devices sold by austriamicrosystems AG are covered by the warranty and patent indemnification provisions appearing in its Term of Sale. austriamicrosystems AG makes no warranty, express, statutory, implied, or by description regarding the information set forth herein or regarding the freedom of the described devices from patent infringement. austriamicrosystems AG reserves the right to change specifications and prices at any time and without notice. Therefore, prior to designing this product into a system, it is necessary to check with austriamicrosystems AG for current information. This product is intended for use in normal commercial applications. Applications requiring extended temperature range, unusual environmental requirements, or high reliability applications, such as military, medical life-support or life-sustaining equipment are specifically not recommended without additional processing by austriamicrosystems AG for each application. For shipments of less than 100 parts the manufacturing flow might show deviations from the standard production flow, such as test flow or test location.

The information furnished here by austriamicrosystems AG is believed to be correct and accurate. However, austriamicrosystems AG shall not be liable to recipient or any third party for any damages, including but not limited to personal injury, property damage, loss of profits, loss of use, interruption of business or indirect, special, incidental or consequential damages, of any kind, in connection with or arising out of the furnishing, performance or use of the technical data herein. No obligation or liability to recipient or any third party shall arise or flow out of austriamicrosystems AG rendering of technical or other services.



Contact Information

Headquarters

austriamicrosystems AG
Tobelbaderstrasse 30
A-8141 Unterpremstaetten, Austria

Tel: +43 (0) 3136 500 0
Fax: +43 (0) 3136 525 01

For Sales Offices, Distributors and Representatives, please visit:

<http://www.austriamicrosystems.com/contact>