

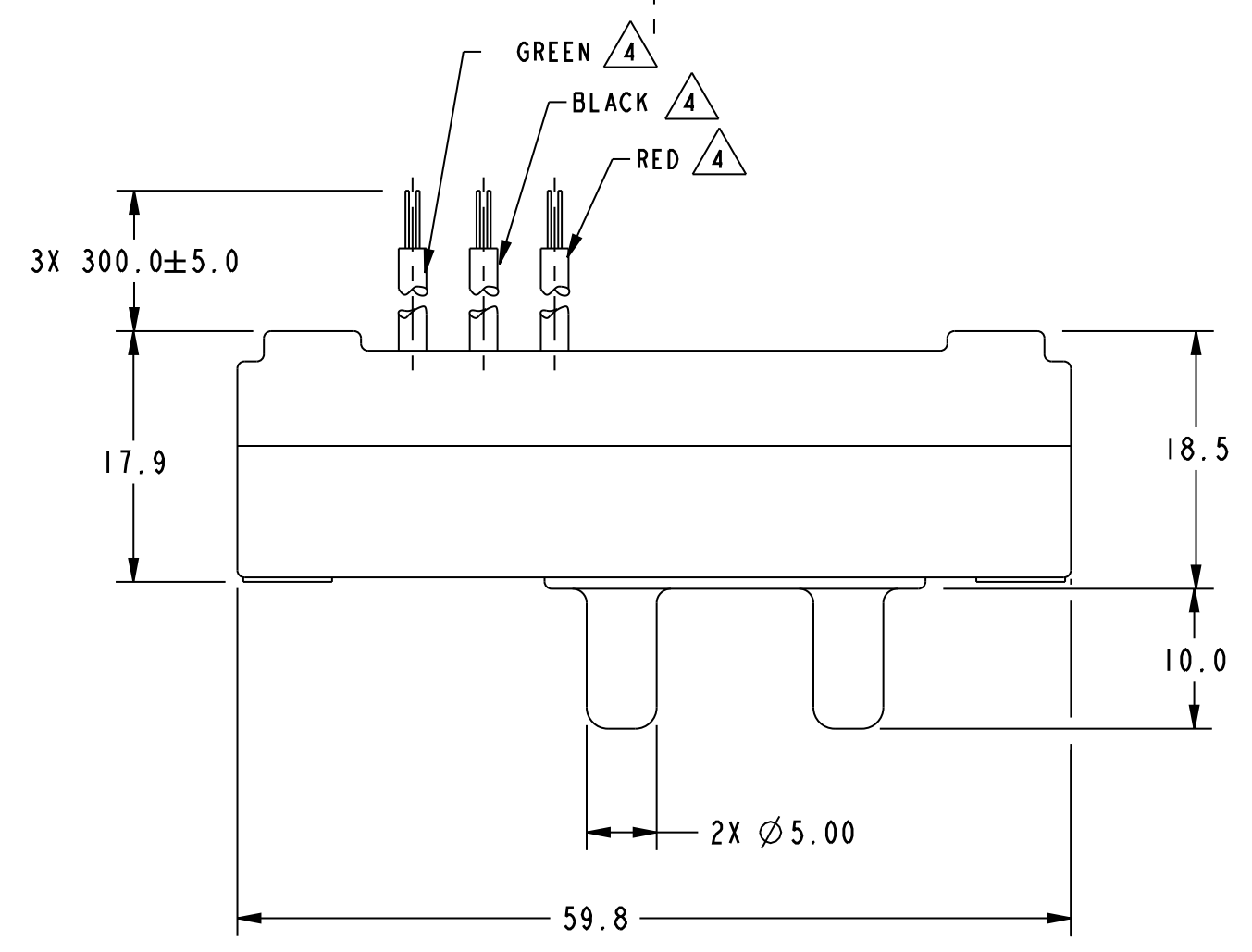
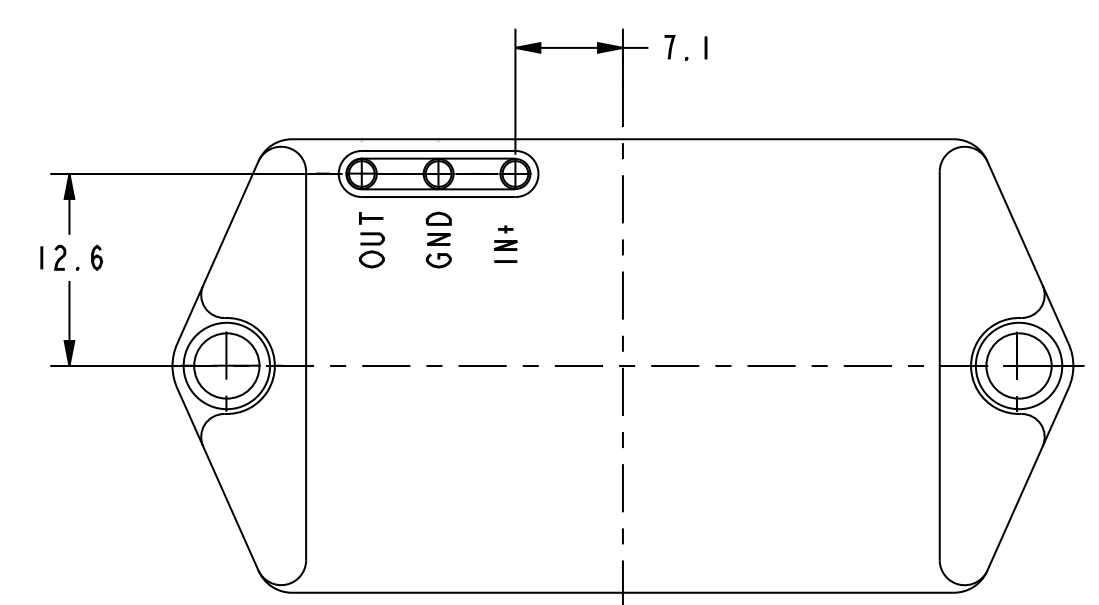
CATALOG LISTING	TYPE	OPERATING PRESSURE RANGE	METRIC	INCHES
(A) 142PC15AW	G	0 TO -14.7 PSIG	1.50	.059
142PC15AW	A	0 TO 15 PSIA	3.52	.139
142PC15DW	D	0 TO 15 PSID	5.00	.197
(C) 142PC15AW28	G	0 TO 15 PSIG	6.1	.24
(A) 142PC15AW28	A	0 TO 15 PSIA	7.1	.28
(A) 142PC15AW28	G	0 TO 15 PSIG	10.0	.39
(C) 142PC15AW28	A	0 TO 15 PSIA	12.3	.48
(C) 142PC15AW28	D	0 TO 15 PSID	12.6	.50
			16.2	.64
			17.9	.70
			18.5	.73
			30.0	1.18
			52.40	2.063
			59.8	2.35
			300.0 ± 25.0	11.81 ± .98

**GENERAL OPERATING CHARACTERISTICS**

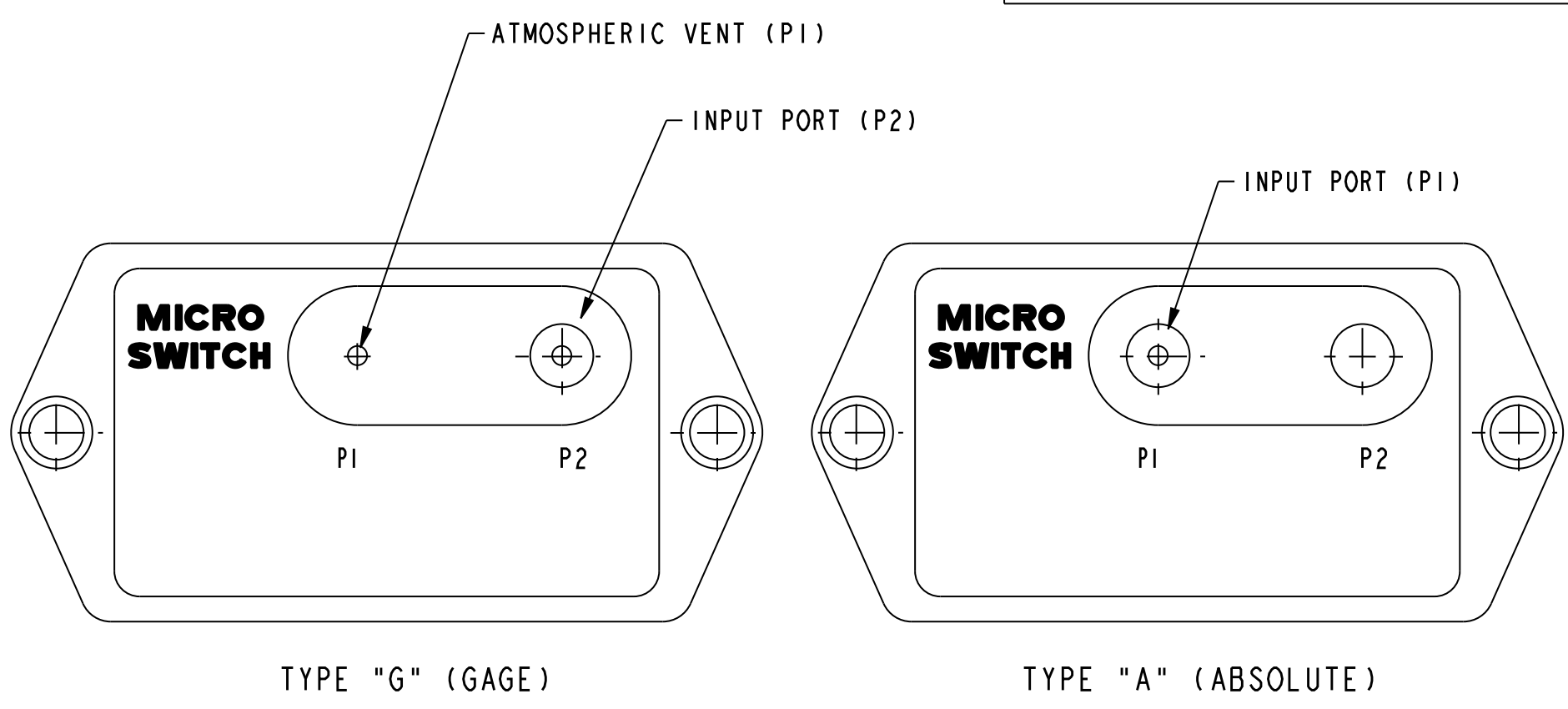
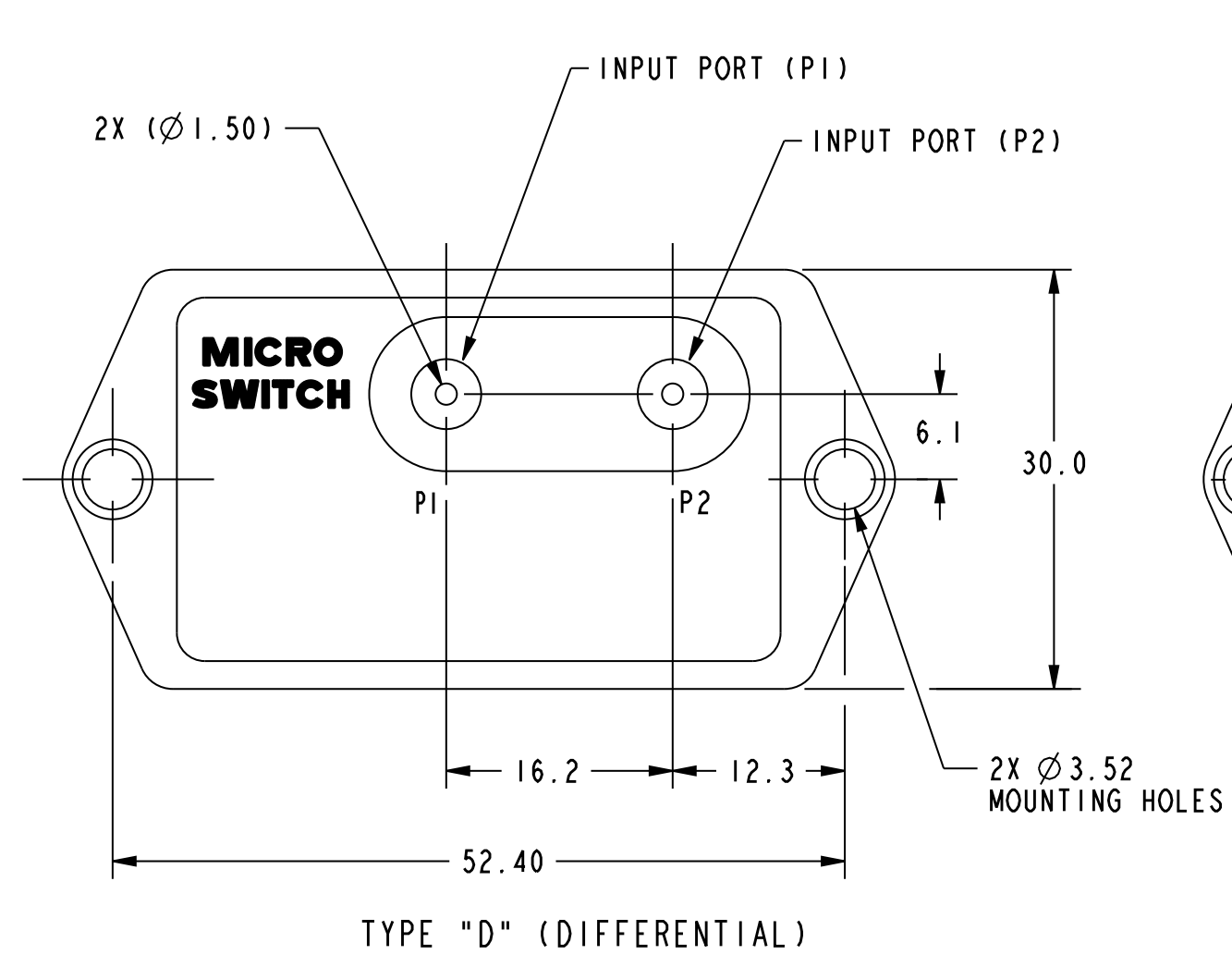
PRESSURE RANGE	0 TO 775 mmHg (0 TO 15 PSI)
OVERPRESSURE	2327 mmHg (45 PSI)
TEMPERATURE RANGE	-55 TO +125°C
SUPPLY VOLTAGE	7 TO 16 VDC
SUPPLY CURRENT	20mA MAX WITH 10K LOAD
OUTPUT VOLTAGE	PROPORTIONAL TO SUPPLY VOLTAGE OVER ABOVE RECOMMENDED RANGE
SHORT CIRCUIT LIMIT	MAY BE SHORTED INDEFINITELY
OUTPUT RIPPLE	NONE
GROUND REFERENCE	SUPPLY AND OUTPUT ARE COMMON

**ELECTRICAL PERFORMANCE AT 25°C AND 8.00 ± 0.01 VDC SUPPLY**

OUTPUT VOLTAGE	
141PC15GW	
NULL (0 PSIG)	1.000 ± 0.050 VDC
FULL SCALE (-12.5 PSIG)	5.900 VDC TYP P2 > P1
SPAN	4.167 ± 0.050 VDC
142PC15DW OR GW	
NULL (0 PSIG)	1.000 ± 0.050 VDC
FULL SCALE (15 PSI)	6.000 VDC TYP P2 > P1
SPAN	5.000 ± 0.050 VDC
SENSITIVITY	333.3 mV/PSI TYP
LINEARITY (B.F.S.L.)	.75% SPAN MAX P1 > P2 1.50% SPAN MAX P2 > P1
HYSTERESIS & REPEATABILITY	.15% SPAN TYP
TEMPERATURE ERROR	
-18°C TO +63°C	1.00% SPAN MAX
-40°C TO +85°C	1.50% SPAN TYP
142PC15AW	
NULL (0 PSIA)	1.000 VDC TYP
REFERENCE (2 PSIA)	1.667 ± 0.050 VDC
FULL SCALE (15 PSIA)	6.000 VDC TYP P1 > P2
SPAN (2 TO 15 PSIA)	4.333 ± 0.050 VDC
SENSITIVITY	333.3 mV/PSI TYP
LINEARITY (B.F.S.L.)	.87% SPAN MAX
HYSTERESIS & REPEATABILITY	.17% SPAN TYP
TEMPERATURE ERROR	
-18°C TO +63°C	1.15% SPAN MAX
-40°C TO +85°C	1.73% SPAN TYP



- NOTES:**
- 1 INPUT MEDIA:  
P1 - DRY GASES ONLY: CONNECTION SIDE OF SENSOR  
P2 - LIMITED ONLY TO THOSE MEDIA THAT WILL NOT ATTACK POLYESTER, SILICON OR SILICONE BASED ADHESIVE
  - 2 - LIMIT SOLDERING TO 315°C MAX FOR 10 SECONDS MAX
  - 3 - UNITS ARE OF PLASTIC CONSTRUCTION
  - 4 - STRIPPED & TINNED LEAD ENDS TO BE 5.00 MAX
  - 5 - P2 - MATERIAL SELECTED FOR RESISTANCE TO GASOLINE AND GASOLINE VAPORS
  - 6 - TEST DATA TO BE SUPPLIED WITH EACH SENSOR CONSISTING OF NULL, FULL SCALE AND 2 IN BETWEEN DATA POINTS AT ROOM TEMPERATURE ALONG WITH NULL AND FULL SCALE READINGS AT BOTH COMPENSATED TEMPERATURE EXTREMES
  - 7 - 3X 24GA WIRE PER MIL STD 16878/4



140PC15 SERIES CHART 2  
 ISSUE 18  
 PTC/CAD 2D  
 TSM 1 MAR 01 CHECK SAV 1 MAR 01 CHECK  
 REVISIONS  
 A 201727 TSM 1 MAR 01  
 B 202614 TSM 19 MAR 01  
 C 0033081 DDP 27AUG07  
 D 0064472 FRS 19MAY10  
 CHECK I 19MAY10  
 RS  
 RELEASE NO. PR-8274  
 DRAWING NUMBER  
 OF  
 REPLACES

THIS DRAWING COVERS A PROPRIETARY ITEM AND IS THE PROPERTY OF MICRO SWITCH, A DIVISION OF HONEYWELL. THIS DRAWING IS NOT TO BE COPIED OR USED WITHOUT THE APPROVAL OF MICRO SWITCH.

MICRO SWITCH  
a Honeywell Division  
FED. MFG. CODE 91929

CATALOG LISTING  
**PRESSURE TRANSDUCER 140PC15 SERIES CHART 2**

THIRD ANGLE PROJECTION

SCALE 2 : 1

DO NOT SCALE PRINT

TOLERANCES  
 APPLY TO DESIGN UNITS. CONVERSIONS ARE ONLY FOR REFERENCE. UNLESS NOTED, TOLERANCES ARE :

NO. PLACES	BIR	TOL	BIR	TOL
	mm	mm/10 <sup>n</sup>	"	mm/10 <sup>n</sup>
ONE PLACE	X	1/10 <sup>n</sup>	X.X	0.05/0.15
TWO PLACES	X,XX	0.01/0.10	X.XX	0.01/0.15
THREE PLACES	X,XXX	0.001/0.010	X.XXX	0.001/0.05

DESIGN UNITS:  SI METRIC  US CUSTOMARY

WEIGHT 31 G