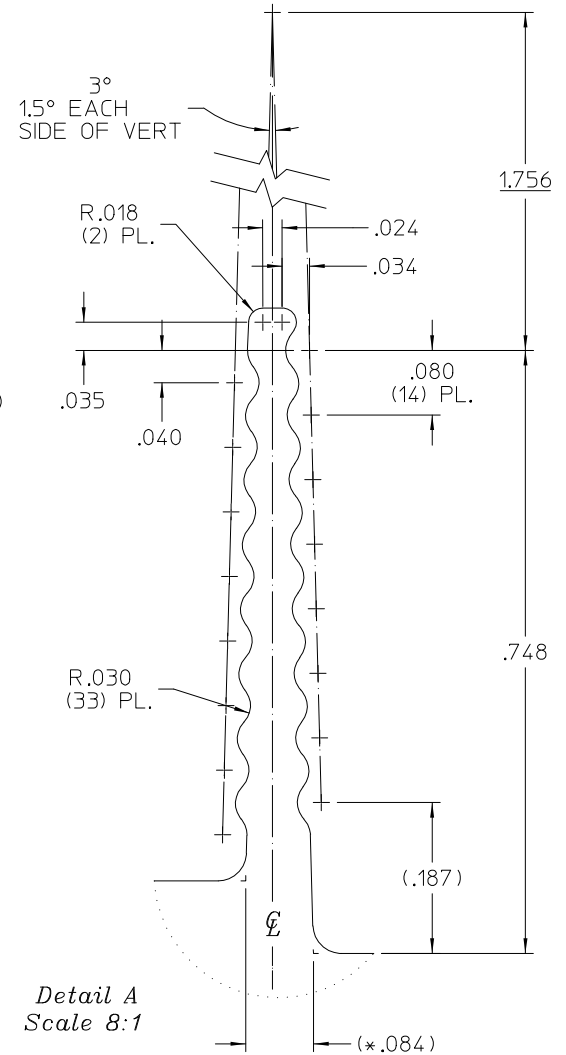
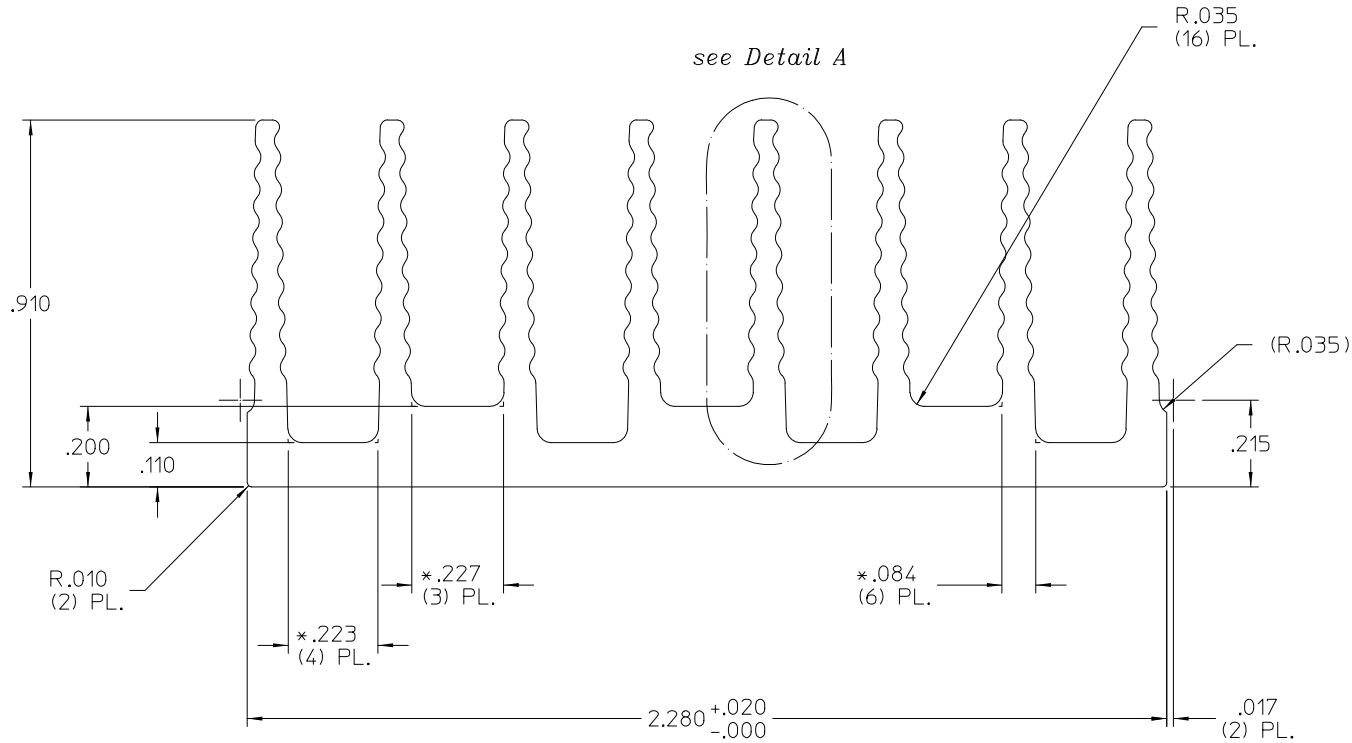


THIS DOCUMENT AND THE DATA DISCLOSED HEREIN OR HEREWITH IS NOT TO BE REPRODUCED, USED, OR DISCLOSED IN WHOLE OR IN PART TO ANYONE WITHOUT PERMISSION OF VICOR CORP.

| | | | |
|------|------------------|------|----------|
| REV. | DESCRIPTION | DATE | APPROVED |
| | SEE SHEET 1 OF 2 | | |



| |
|--------------------|
| PROFILE COMMON FOR |
| 30270 |
| 30724 |
| 30269 |
| 30725 |

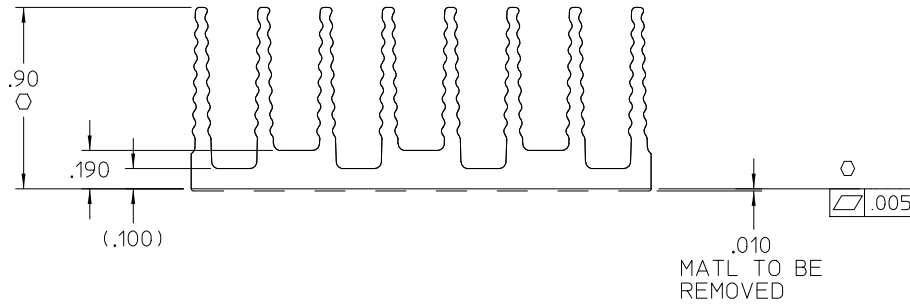
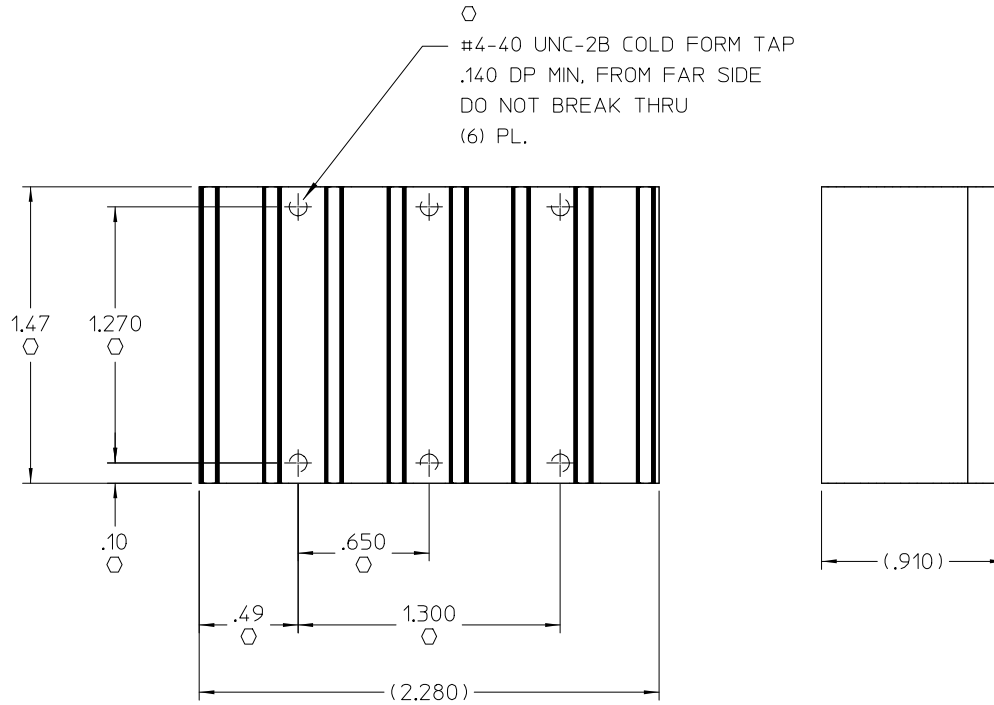
NOTES:

1. MATL: ALUMINUM 6063-T5
2. * DENOTES DIMENSION TO THEORETICAL SHARP CORNER.
3. ALL DIMENSIONS ARE CRITICAL CHARACTERISTICS.
4. RoHS COMPLIANT PER CST-0001 LATEST REVISION.
5. WORKMANSHIP STANDARDS WS-0004, WS-0006 AND WS-0007 APPLY TO THIS PART.

| | | | | |
|---|------------------|--------------------|-----------------|----------|
| DRAWN BY JSARIPPELLA | DATE 09/03/09 | | | |
| <small>UNLESS OTHERWISE SPECIFIED DIMENSIONS ARE IN INCHES - TOLERANCES ARE:</small> <small>FRACTIONS DECIMALS ANGLES</small> <small>+1/64 .XX+ .01 *1°</small> <small>.XXX-.005</small> | | | | |
| THIRD ANGLE PROJECTION | SIZE C | CAGE CODE 67131 | DWG NO 30270 | REV 5 |
| DO NOT SCALE DRAWING | SCALE 4:1 | SHEET 2 OF 2 | | |

THIS DOCUMENT AND THE DATA DISCLOSED HEREIN OR HEREWITH IS NOT TO BE REPRODUCED, USED, OR DISCLOSED IN WHOLE OR IN PART TO ANYONE WITHOUT PERMISSION OF VICOR CORP.

| REV. | DESCRIPTION | DATE | APPROVED | |
|------|----------------------|------|----------|------|
| 1 | RELEASED PER E050350 | LEK | 11/16/05 | EF |
| 2 | REVISED PER E064318 | JMR | 04/26/06 | EF |
| 3 | REVISED PER E072386 | JS | 10/02/07 | REJH |
| 4 | REVISED PER E090033 | AR | 01/09/09 | REJH |
| 5 | REVISED PER E091548 | JS | 09/03/09 | REJH |



NOTES

1. MATERIAL: EXTRUSION SEE SHEET 2 OF 2.
2. REMOVE ALL BURRS AND SHARP EDGES.
3. CLEAR FINISH, RoHS COMPLIANT, CHROMIUM FREE PER CST-0001 LATEST REVISION.
4. "O" DENOTES CRITICAL CHARACTERISTIC FOR LOT INSPECTION.

| | | | | | |
|---|------------------|---------------------------------|--|---------------------------------------|--|
| DRAWN BY <i>P.E.IENI</i> | DATE 08/15/09 | | | | |
| <small>UNLESS OTHERWISE SPECIFIED DIMENSIONS ARE IN INCHES - TOLERANCES ARE:</small> <small>FRACTIONS DECIMALS ANGLES</small> <small>+1/64 .XX+ .01 °1P</small> <small>.XXX-.005</small> | | | | | |
| <small>THIRD ANGLE PROJECTION</small> | | <small>SIZE</small> C | <small>CAGE CODE</small> 67131 | <small>DWG NO</small> 30270 | <small>REV</small> 5 |
| <small>DO NOT SCALE DRAWING</small> | | <small>SCALE</small> 2:1 | <small>SHEET</small> 1 OF 2 | | <small>HTSNK, "C" X-FLOW, .9H LOW FLOW, THREADED</small> |