

SERIES: FSK-S30

DESCRIPTION: ac-dc converter

features

- encapsulated compact case
- high efficiency
- universal input
- board mounting technology
- built in EMI filter
- 100kHz fixed frequency
- fixed output voltage
- thermal shutdown
- short circuit protection
- low output ripple and noise
- isolated output
- 2 year warranty



model number	input voltage	output voltage	power max.	ripple & noise max.	efficiency (%)
FSK-S30-3R3U	AC 85-264V / DC 110-340V	3.3V @ 6.0A	19.8 W	80 mVp-p	68
FSK-S30-5U	AC 85-264V / DC 110-340V	5V @ 6.0A	30 W	80 mVp-p	78
FSK-S30-12U	AC 85-264V / DC 110-340V	12V @ 2.5A	30 W	120 mVp-p	83
FSK-S30-15U	AC 85-264V / DC 110-340V	15V @ 2.0A	30 W	150 mVp-p	83
FSK-S30-24U	AC 85-264V / DC 110-340V	24V @ 1.25A	30 W	200 mVp-p	86

INPUT

parameter	conditions/description	min	nom	max	units
input frequency		47	(50-60)	440	Hz
input voltage		85		264	VAC
		110		340	VDC
input current	AC input of 110 VAC			0.49	A
	AC input of 220 VAC			0.25	A
inrush current	measured at 110 VAC at full load, cold start			30	A
	measured at 220 VAC at full load, cold start			60	A
leakage current	measured at 110 VAC			0.5	mA
	measured at 220 VAC			0.75	mA

OUTPUT

parameter	conditions/description	min	nom	max	units
voltage tolerance		-2%		+2%	(single and uncomplimentary dual)
				+3%	(complimentary dual)
ripple and noise		-1%		+1%	
line regulation		-1%		+1%	
load regulation		-1%		+1%	
dynamic load regulation		-3%		+3%	
temperature drift		-1%		+1%	
rise time				400	ms
hold-up time		10			ms

SERIES: FSK-S30

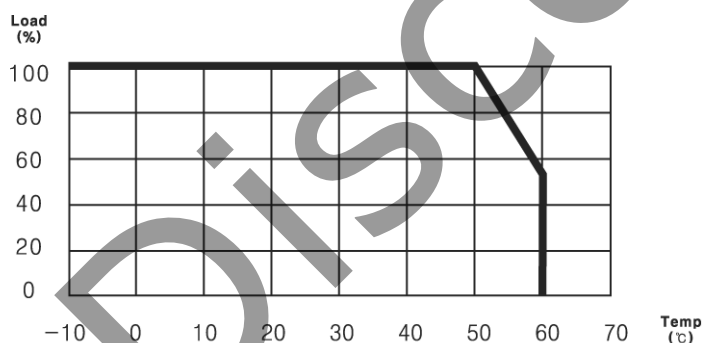
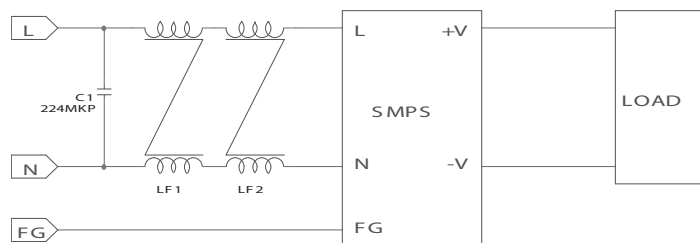
DESCRIPTION: ac-dc converter

PROTECTION CIRCUIT

parameter	conditions/description
output over current	works at over 105% of the rating and recovers automatically.
over temperature	145 °C

GENERAL

parameter	conditions/description	min	nom	max	units
operating temp.		-10		60	°C
storage temp.		-20		70	°C
operating humid.	non-condensing	20%		90%	RH
storage humid.	non-condensing	20%		90%	RH
isolation voltage	applied for 1 minute, 10mA				
(HI-POT)	primary to secondary, 500 Vdc @ 100 MΩ	3000			VAC
vibration	at 10G 3 minute period	10		55	Hz
impact	50G for 11mS, once on each X, Y, Z axis				
MTBF	3.0×10^5				hours
RoHS	yes				
safety	approved to UL60950(E222889), CSA C22.2 NO.60950, CE(EN60950) - through tuv				
warranty	standard warranty length			2	years

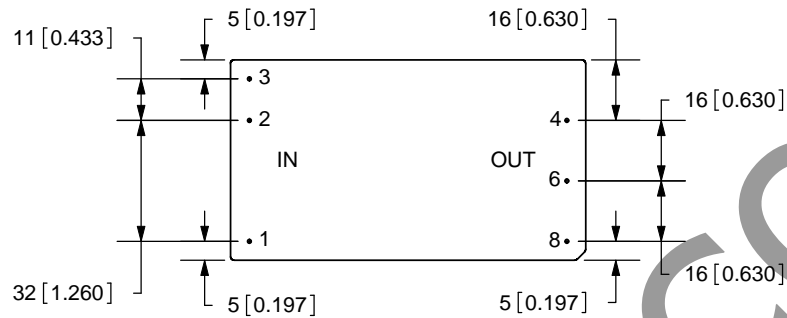
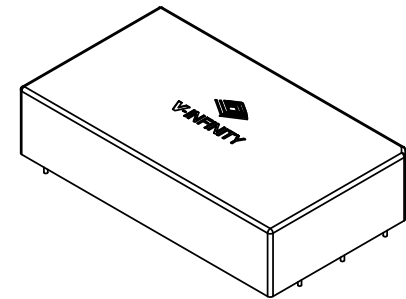
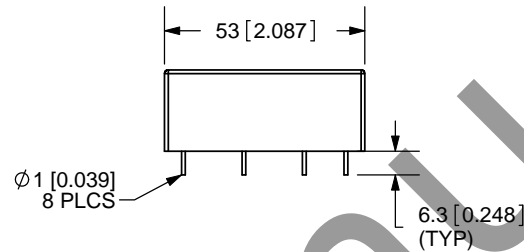
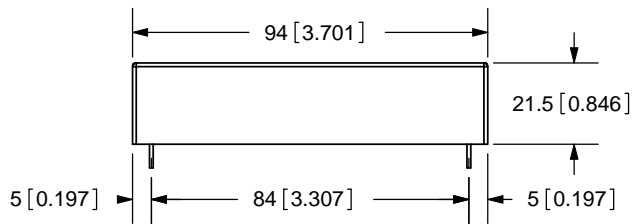
DERATING CURVE

EXTERNAL EMI FILTER


C1 = 220nF / 275Vac, X2 Capacitor

 LF1 = 20mH Common Mode Line Filter, Toroidal core ϕ 14.0mm

 LF2 = 20mH Common Mode Line Filter, Toroidal core ϕ 14.0mm

REV.	DESCRIPTION	DATE
A	NEW DRAWING	9/11/2006
B	corrected pin 5 and 7 output assignments	11/24/2008



TOLERANCE:
±0.3mm UNLESS OTHERWISE
SPECIFIED



CUI INC

20050 SW 112th Ave.
Tualatin, OR 97062
Phone: 503-612-2300
800-275-4899
Fax: 503-612-2383
Website: www.cui.com

PIN ASSIGNMENTS

Pin Number	Single Output
1	FG
2	AC (N)
3	AC (L)
4	No Connect
5	No Pin
6	+Vout
7	No Pin
8	-Vout

TITLE: AC-DC Converter		REV: B
PART NO. FSK-S30		UNITS: MM [INCHES]
DRAWN BY: JMS	APPROVED BY:	SCALE: 1:2

PC FILE NAME:
FSK-S30

COPYRIGHT
2008 BY CUI INC.

Notes:
1. All dimensions are in mm [inches]
2. Weight: 200g or less

Discontinued