

For assistance or to order, call (800) 531-5782

78HT300 Series

3 AMP POSITIVE STEP-DOWN INTEGRATED SWITCHING REGULATOR

- High Efficiency > 80%
- Wide Input Range
- Self-Contained Inductor
- Short-Circuit Protection
- Over-Temperature Protection
- Fast Transient Response

The 78HT300 is a series of wide input voltage, 3 terminal Integrated Switching Regulators (ISRs). Employing a ceramic substrate, these ISRs have a maximum output current of 3A. The output voltage is laser-trimmed for high accuracy.

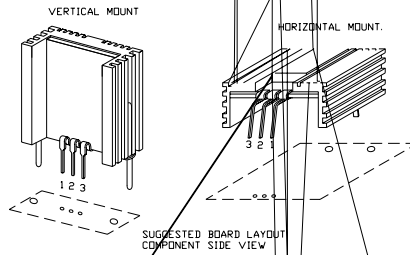
The 78HT300 series regulators have internal short-circuit and over-temperature protection and may be used in a wide variety of applications.

Standard Application

C1 = Optional 1 μ F ceramic
C2 = Required 100 μ F electrolytic

Pin-Out Information

Pin No.	Function
1	V _{in}
2	GND
3	V _{out}



Ordering Information

78HT3 XX Y C

Output Voltage

05 = 5.0 Volts
53 = 5.25 Volts

Package Suffix

V = Vertical Mount
H = Horizontal Mount

Specifications

Characteristics (T _a = 25°C unless noted)	Symbols	Conditions	78HT300 SERIES			
			Min	Typ	Max	Units
Output Current	I _o	Over V _{in} range	0.1*	—	3.0	A
Input Voltage Range	V _{in}	I _o				

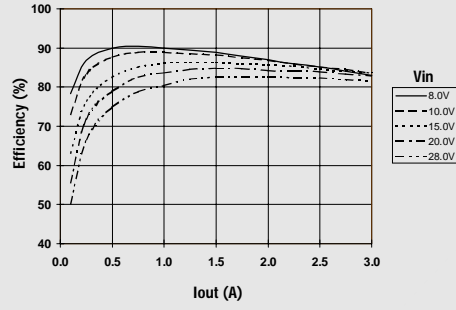
78HT300 Series

CHARACTERISTIC DATA

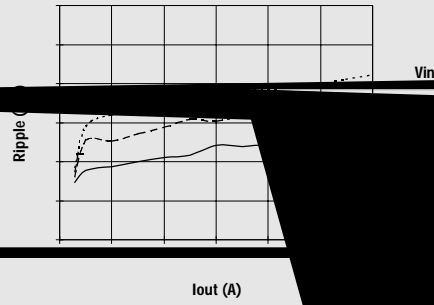
78HT305_ 5.0 VDC

(See Note 1)

Efficiency vs Output Current



Ripple vs Output Current



IMPORTANT NOTICE

Texas Instruments and its subsidiaries (TI) reserve the right to make changes to their products or to discontinue any product or service without notice, and advise customers to obtain the latest version of relevant information to verify, before placing orders, that information being relied on is current and complete. All products are sold subject to the terms and conditions of sale supplied at the time of order acknowledgement, including those pertaining to warranty, patent infringement, and limitation of liability.

TI warrants performance of its semiconductor products to the specifications applicable at the time of sale in accordance with TI's standard warranty. Testing and other quality control techniques are utilized to the extent TI deems necessary to support this warranty. Specific testing of all parameters of each device is not necessarily performed, except those mandated by government requirements.

CERTAIN APPLICATIONS USING SEMICONDUCTOR PRODUCTS MAY INVOLVE POTENTIAL RISKS OF DEATH, PERSONAL INJURY, OR SEVERE PROPERTY OR ENVIRONMENTAL DAMAGE ("CRITICAL APPLICATIONS"). TI SEMICONDUCTOR PRODUCTS ARE NOT DESIGNED, AUTHORIZED, OR WARRANTED TO BE SUITABLE FOR USE IN LIFE-SUPPORT DEVICES OR SYSTEMS OR OTHER CRITICAL APPLICATIONS. INCLUSION OF TI PRODUCTS IN SUCH APPLICATIONS IS UNDERSTOOD TO BE FULLY AT THE CUSTOMER'S RISK.

In order to minimize risks associated with the customer's applications, adequate design and operating safeguards must be provided by the customer to minimize inherent or procedural hazards.

TI assumes no liability for applications assistance or customer product design. TI does not warrant or represent that any license, either express or implied, is granted under any patent right, copyright, mask work right, or other intellectual property right of TI covering or relating to any combination, machine, or process in which such semiconductor products or services might be or are used. TI's publication of information regarding any third party's products or services does not constitute TI's approval, warranty or endorsement thereof.