- [illegible]
- [illegible]
- [illegible]
- [illegible]
- [illegible]
- [illegible]
- [illegible]
- [illegible]
- [illegible]
- [illegible]
- [illegible]

[illegible]

The TPS3836, TPS3837, TPS3838 families of supervisory circuits provide circuit initialization and timing supervision, primarily for DSP and processor-based systems.

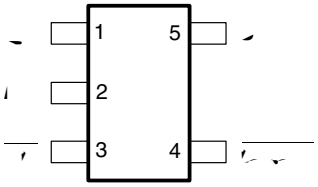

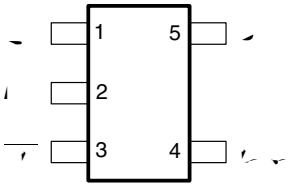

During power on, $\overline{RESET}$ is asserted when the supply voltage V_{DD} becomes higher than 1.1 V. Thereafter, the supervisory circuit monitors V_{DD} and keeps $\overline{RESET}$ output active as long as V_{DD}

Please be aware that an important notice concerning availability, standard warranty, and use in critical applications of Texas Instruments semiconductor products and disclaimers thereto appears at the end of this data sheet.

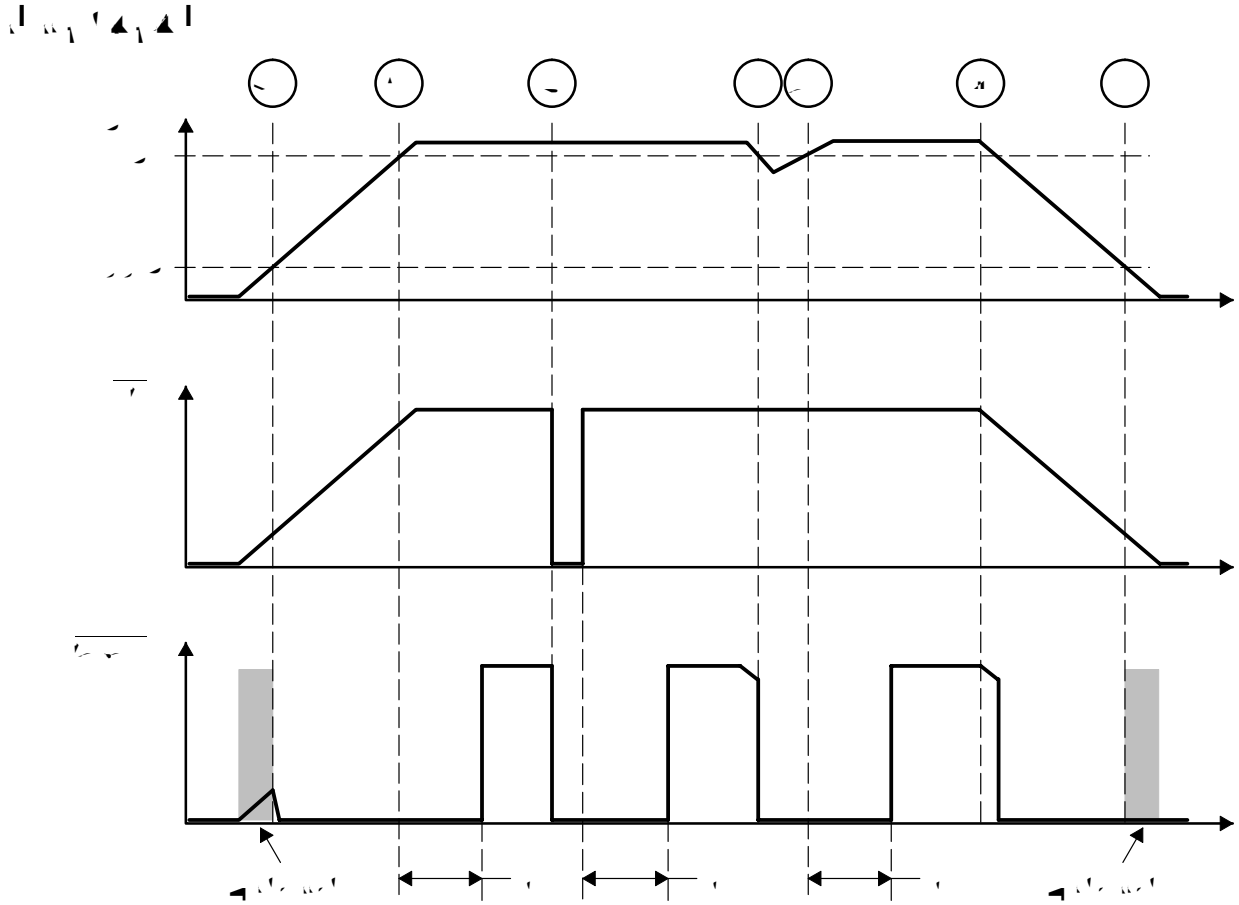

PACKAGING INFORMATION

Orderable Device	Status (1)	Package Type	Package Drawing	Pins	Package Qty	Eco Plan (2)	Lead/Ball Finish	MSL Peak Temp (3)	Op Temp (°C)	Top-Side Markings (4)	Samples
2U3836E18QDBVRG4Q1	ACTIVE	SOT-23	DBV	5	3000	Green (RoHS & no Sb/Br)	CU NIPDAU	Level-1-260C-UNLIM	-40 to 125	PDNQ	Samples
2U3836H30QDBVRG4Q1	ACTIVE	SOT-23	DBV	5	3000	Green (RoHS & no Sb/Br)	CU NIPDAU	Level-1-260C-UNLIM	-40 to 125	PHRQ	Samples
2U3836J25QDBVRG4Q1	ACTIVE	SOT-23	DBV	5	3000	Green (RoHS & no Sb/Br)	CU NIPDAU	Level-1-260C-UNLIM	-40 to 125	PDSQ	Samples
2U3836K33QDBVRG4Q1	ACTIVE	SOT-23	DBV	5	3000	Green (RoHS & no Sb/Br)	CU NIPDAU	Level-1-260C-UNLIM	-40 to 125	PDTQ	Samples
2U3836L30QDBVRG4Q1	ACTIVE	SOT-23	DBV	5	3000	Green (RoHS & no Sb/Br)	CU NIPDAU	Level-1-260C-UNLIM	-40 to 125	PCAQ	Samples
2U3837E18QDBVRG4Q1	ACTIVE	SOT-23	DBV	5	3000	Green (RoHS & no Sb/Br)	CU NIPDAU	Level-1-260C-UNLIM	-40 to 125	PDOQ	Samples
2U3837J25QDBVRG4Q1	ACTIVE	SOT-23	DBV	5	3000	Green (RoHS & no Sb/Br)	CU NIPDAU	Level-1-260C-UNLIM	-40 to 125	PDRQ	Samples
2U3837K33QDBVRG4Q1	ACTIVE	SOT-23	DBV	5	3000	Green (RoHS & no Sb/Br)	CU NIPDAU	Level-1-260C-UNLIM	-40 to 125	PDUQ	Samples
2U3837L30QDBVRG4Q1	ACTIVE	SOT-23	DBV	5	3000	Green (RoHS & no Sb/Br)	CU NIPDAU	Level-1-260C-UNLIM	-40 to 125	PCBQ	Samples
2U3838E18QDBVRG4Q1	ACTIVE	SOT-23	DBV	5	3000	Green (RoHS & no Sb/Br)	CU NIPDAU	Level-1-260C-UNLIM	-40 to 125	PDQQ	Samples
2U3838J25QDBVRG4Q1	ACTIVE	SOT-23	DBV	5	3000	Green (RoHS & no Sb/Br)	CU NIPDAU	Level-1-260C-UNLIM	-40 to 125	PDPQ	Samples
2U3838K33QDBVRG4Q1	ACTIVE	SOT-23	DBV	5	3000	Green (RoHS & no Sb/Br)	CU NIPDAU	Level-1-260C-UNLIM	-40 to 125	PDVQ	Samples
2U3838L30QDBVRG4Q1	ACTIVE	SOT-23	DBV	5	3000	Green (RoHS & no Sb/Br)	CU NIPDAU	Level-1-260C-UNLIM	-40 to 125	PCCQ	Samples
TPS3836E18QDBVRQ1	ACTIVE	SOT-23	DBV	5	3000	Green (RoHS & no Sb/Br)	CU NIPDAU	Level-1-260C-UNLIM	-40 to 125	PDNQ	Samples
TPS3836H30QDBVRQ1	ACTIVE	SOT-23	DBV	5	3000	Green (RoHS & no Sb/Br)	CU NIPDAU	Level-1-260C-UNLIM	-40 to 125	PHRQ	Samples
TPS3836J25QDBVRQ1	ACTIVE	SOT-23	DBV	5	3000	Green (RoHS & no Sb/Br)	CU NIPDAU	Level-1-260C-UNLIM	-40 to 125	PDSQ	Samples
TPS3836K33QDBVRQ1	ACTIVE	SOT-23	DBV	5	3000	Green (RoHS & no Sb/Br)	CU NIPDAU	Level-1-260C-UNLIM	-40 to 125	PDTQ	Samples

Orderable Device	Status (1)	Package Type	

Important Information and Disclaimer: The information provided on this page represents TI's knowledge and belief as of the date that it is provided. TI bases its knowledge and belief on information provided by third parties, and makes no representation or warranty as to the accuracy of such information. Efforts are underway to better integrate information from third parties. TI has taken and continues to take reasonable steps to provide representative and accurate information but may not have conducted destructive testing or chemical analysis on incoming materials and chemicals. TI and TI suppliers consider certain information to be proprietary, and thus CAS numbers and other limited information may not be available for release.

In no event shall TI's liability arising out of such information exceed the total purchase price of the TI part(s) at issue in this document sold by TI to Customer on an annual basis.

OTHER QUALIFIED VERSIONS OF TPS3836E18-Q1, TPS3836H30-Q1, TPS3836J25-Q1, TPS3836K33-Q1, TPS3836L30-Q1, TPS3837E18-Q1, TPS3837J25-Q1, TPS3837K33-Q1, TPS3837L30-Q1, TPS3838E18-Q1, TPS3838J25-Q1, TPS3838K33-Q1, TPS3838L30-Q1 :

- Catalog: TPS3836E18, TPS3836H30, TPS3836J25,

TAPE AND REEL INFORMATION

*All dimensions are nominal

Device	Package Type	Package Drawing	Pins	SPQ	Reel Diameter (mm)	Reel Width W1 (mm)	A0 (mm)	B0 (mm)	K0 (mm)	P1 (mm)	W (mm)	Pin1 Quadrant
2U3836E18QDBVRG4Q1												

Device	Package Type	Package Drawing	Pins	SPQ	Reel Diameter (mm)	Reel Width W1 (mm)	A0 (mm)	B0 (mm)	K0 (mm)	P1 (mm)	W (mm)	Pin1 Quadrant
TPS3837L30QDBVRQ1	SOT-23	DBV	5	3000	180.0	9.0	3.15	3.2	1.4	4.0	8.0	Q3
TPS3838E18QDBVRQ1	SOT-23	DBV	5	3000	180.0	9.0	3.15	3.2	1.4	4.0	8.0	Q3
TPS3838J25QDBVRQ1	SOT-23	DBV	5	3000	180.0	9.0	3.15	3.2	1.4	4.0	8.0	Q3
TPS3838K33QDBVRQ1	SOT-23	DBV	5	3000	180.0	9.0	3.15	3.2	1.4	4.0	8.0	Q3
TPS3838L30QDBVRQ1	SOT-23	DBV	5	3000	180.0	9.0	3.15	3.2	1.4	4.0	8.0	Q3

TAPE AND REEL BOX DIMENSIONS

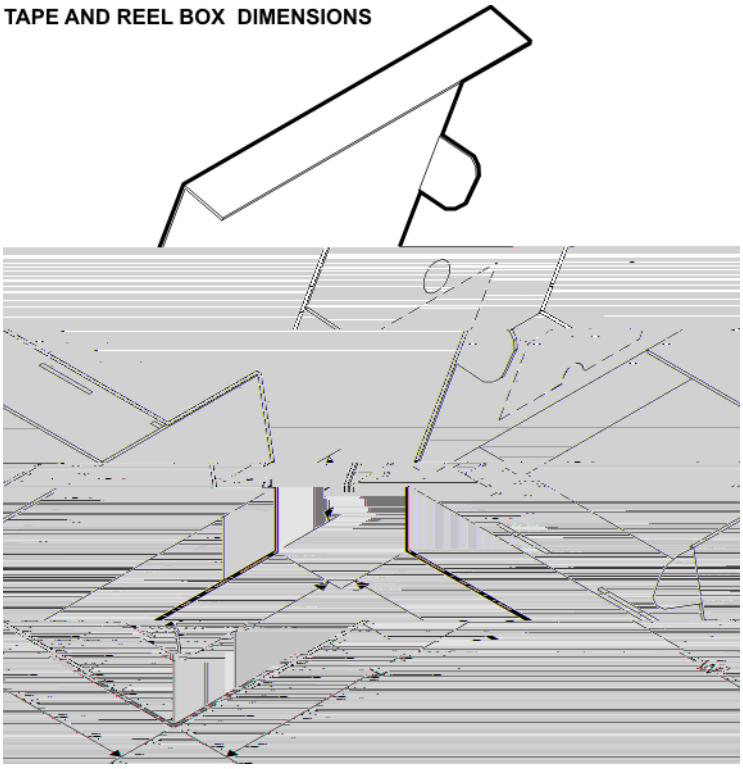

*All dimensions are nominal

Device	Package Type	Package Drawing	Pins	SPQ	Length (mm)	Width (mm)	Height (mm)
2U3836E18QDBVRG4Q1	SOT-23	DBV	5	3000	182.0	182.0	20.0
2U3836H30QDBVRG4Q1	SOT-23	DBV	5	3000	182.0	182.0	20.0
2U3836J25QDBVRG4Q1	SOT-23	DBV	5	3000	182.0	182.0	20.0
2U3836K33QDBVRG4Q1	SOT-23	DBV	5	3000	182.0	182.0	20.0
2U3836L30QDBVRG4Q1	SOT-23	DBV	5	3000	182.0	182.0	20.0
2U3837E18QDBVRG4Q1	SOT-23	DBV	5	3000	182.0	182.0	20.0
2U3837J25QDBVRG4Q1	SOT-23	DBV	5	3000	182.0	182.0	20.0
2U3837K33QDBVRG4Q1	SOT-23	DBV	5	3000	182.0	182.0	20.0
2U3837L30QDBVRG4Q1	SOT-23	DBV	5	3000	182.0	182.0	20.0
2U3838E18QDBVRG4Q1	SOT-23	DBV	5	3000	182.0	182.0	20.0
2U3838J25QDBVRG4Q1	SOT-23	DBV	5	3000	182.0	182.0	20.0
2U3838K33QDBVRG4Q1	SOT-23	DBV	5	3000	182.0	182.0	20.0

Device	Package Type	Package Drawing	Pins	SPQ	Length (mm)	Width (mm)	Height (mm)
2U3838L30QDBVRG4Q1	SOT-23	DBV	5	3000	182.0	182.0	20.0
TPS3836E18QDBVRQ1	SOT-23	DBV	5	3000	182.0	182.0	20.0
TPS3836H30QDBVRQ1	SOT-23	DBV	5	3000	182.0	182.0	20.0
TPS3836J25QDBVRQ1	SOT-23	DBV	5	3000	182.0	182.0	20.0
TPS3836K33QDBVRQ1	SOT-23	DBV	5	3000	182.0	182.0	20.0
TPS3836L30QDBVRQ1	SOT-23	DBV	5	3000	182.0	182.0	20.0
TPS3837L30QDBVRQ1	SOT-23	DBV	5	3000	182.0	182.0	20.0
TPS3838E18QDBVRQ1	SOT-23	DBV	5	3000	182.0	182.0	20.0
TPS3838J25QDBVRQ1	SOT-23	DBV	5	3000	182.0	182.0	20.0
TPS3838K33QDBVRQ1	SOT-23	DBV	5	3000	182.0	182.0	20.0
TPS3838L30QDBVRQ1	SOT-23	DBV	5	3000	182.0	182.0	20.0

C. Body dimensions do not include mold flash or pro-


commendations.

IMPORTANT NOTICE

Texas Instruments Incorporated and its subsidiaries (TI) reserve the right to make corrections, enhancements, improvements and other changes to its semiconductor products and services per JESD46, latest issue, and to discontinue any product or service per JESD48, latest issue. Buyers should obtain the latest relevant information before placing orders and should verify that such information is current and complete. All semiconductor products (also referred to herein as “components”) are sold subject to TI’s terms and conditions of sale supplied at the time of order acknowledgment.

TI warrants performance of its components to the specifications applicable at the time of sale, in accordance with the warranty in TI’s terms and conditions of sale of semiconductor products. Testing and other quality control techniques are used to the extent TI deems necessary to support this warranty. Except where mandated by applicable law, testing of all parameters of each component is not necessarily performed.

TI assumes no liability for applications assistance or the design of Buyers’ products. Buyers are responsible for their products and applications using TI components. To minimize the risks associated with Buyers’ products and applications, Buyers should provide adequate design and operating safeguards.

TI does not warrant or represent that any license, either express or implied, is granted under any patent right, copyright, mask work right, or other intellectual property right relating to any combination, machine, or process in which TI components or services are used. Information published by TI regarding third-party products or services does not constitute a license to use such products or services or a warranty or endorsement thereof. Use of such information may require a license from a third party under the patents or other intellectual property of the third party, or a license from TI under the patents or other intellectual property of TI.

Reproduction of significant portions of TI information in TI data books or data sheets is permissible only if reproduction is without alteration and is accompanied by all associated warranties, conditions, limitations, and notices. TI is not responsible or liable for such altered documentation. Information of third parties may be subject to additional restrictions.

Resale of TI components or services with statements different from or beyond the parameters stated by TI for that component or service voids all express and any implied warranties for the associated TI component or service and is an unfair and deceptive business practice. TI is not responsible or liable for any such statements.

Buyer acknowledges and agrees that it is solely responsible for compliance with all legal, regulatory and safety-related requirements concerning its products, and any use of TI components in its applications, notwithstanding any applications-related information or support that may be provided by TI. Buyer represents and agrees that it has all the necessary expertise to create and implement safeguards which anticipate dangerous consequences of failures, monitor failures and their consequences, lessen the likelihood of dangerous consequences of failure, and take appropriate remedial actions. Buyer will fully indemnify TI and its representatives against any damages arising out of the use of any TI components in safety-critical applications.

TI has specifically designated certain components which meet ISO/TS16949 requirements, mil/aerospace requirements, or military data processing. Only products designated by TI as military-grade meet military specifications. Buyers using or selling these products for use in violation of all applicable laws and regulations thereof assume all responsibility for such use.

Only products designated by TI as lead-free meet the current environmental standards specified by the Electronic Industry Recycling Association (EIA) and ISO 14001. Lead-free products are suitable for use in specified lead-free processes. Buyer uses of these products in non-specified lead-free processes are at Buyer’s own risk.

Where TI specifically promotes products as facilitating compliance with the requirements of particular third party standards pertaining to energy efficiency, energy management, and data security, TI makes no representation that such products will ensure such compliance. Buyer uses of these products in non-compliance with applicable laws and regulations are at Buyer’s own risk.

Buyer agrees to fully indemnify TI and its representatives against any damages arising out of the use of TI products in Buyer’s applications, notwithstanding any applications-related information or support that may be provided by TI.

Mailing Address: Texas Instruments, Post Office Box 655303, Dallas, Texas 75265
Copyright © 2011, Texas Instruments Incorporated