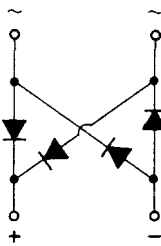


**DBB08**

Diffused Junction Silicon Diode

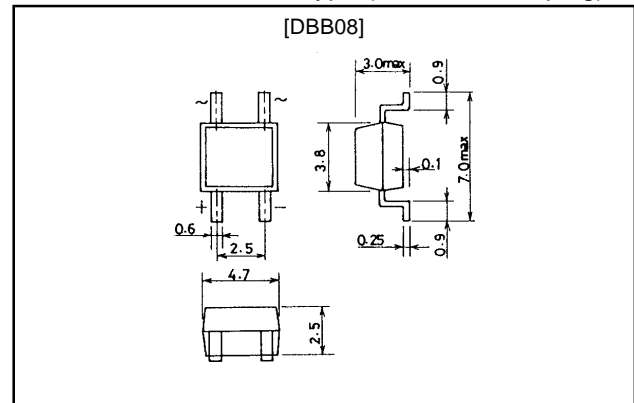
**0.8A Single-Phase Bridge Rectifier****Features**

- Plastic molded structure and ultrasmall package making it easy to make DBB08-applied sets smaller.
- Two type of package available, surface mount type and insertion type.
- Glass passivation for high reliability.

**Electrical Connection****Package Dimensions**

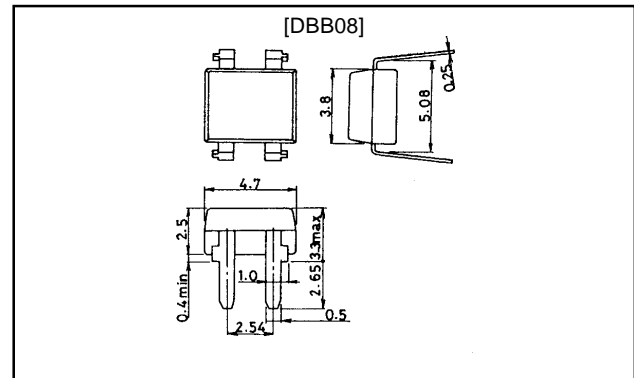
unit:mm

1189 Surface mount type (TM emboss taping)



unit:mm

1247 Substrate inserting type (LT stick)

**Specifications****Absolute Maximum Ratings at Ta = 25°C**

Parameter	Symbol	Conditions	DBB08C	DBB08G	Unit
Peak Reverse Voltage	$V_{RM}$		200	600	V
Average Rectified Current	$I_O$	Alumina board*	→	0.8	A
		PCB	→	0.5	A
Surge Forward Current	$I_{FSM}$	50Hz sine wave, 1cycle	→	30	A
Junction Temperature	$T_J$		→	150	°C
Storage Temperature	$T_{stg}$		→	-40 to +150	°C

**Electrical Characteristics at Ta = 25°C, per constituent element of bridge**

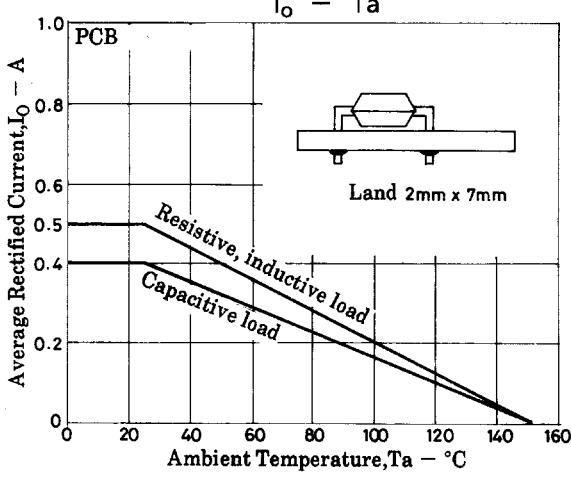
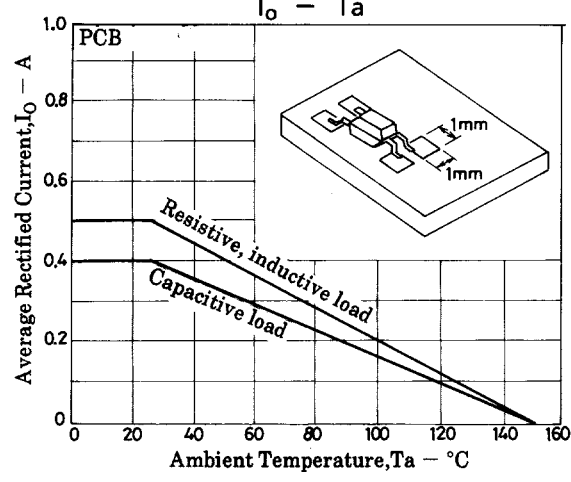
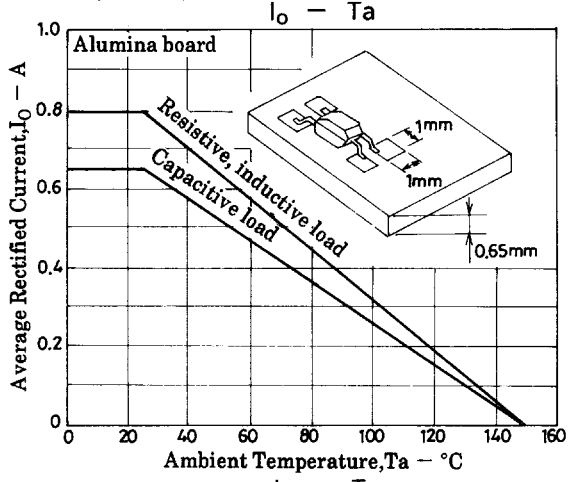
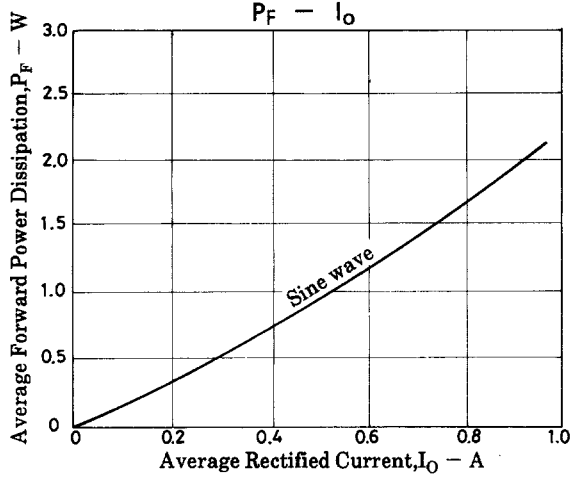
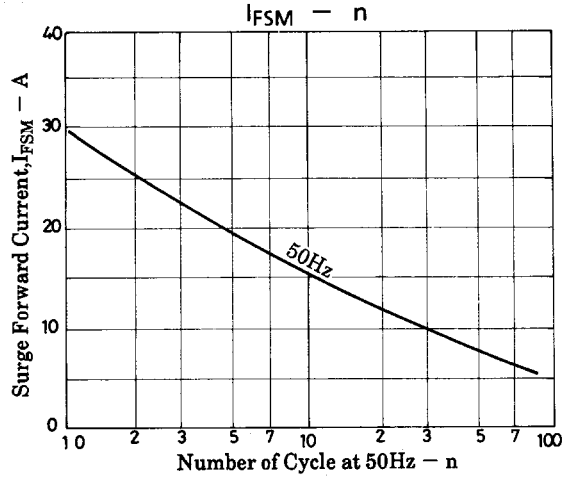
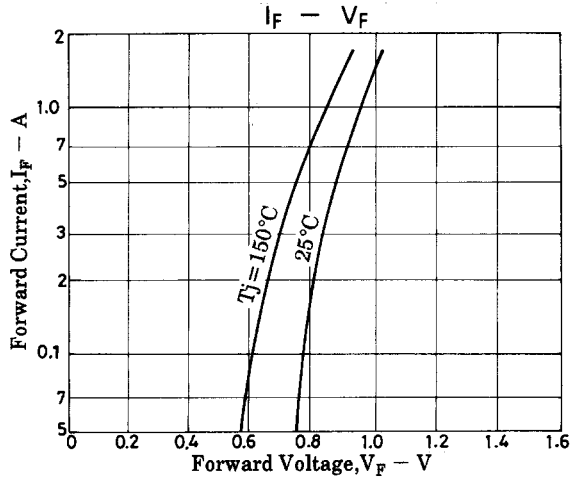
Parameter	Symbol	Conditions	Ratings			Unit
			min	typ	max	
Forward Voltage	$V_F$	$I_F=0.4A$			1.05	V
Reverse Current	$I_R$	$V_R$ :At each $V_{RM}$			10	μA
Thermal Resistance	$R_{th(j-a)}$	Mounted on Cu foil (1mm×1mm) on alumina board			76	°C/W
		Mounted on PCB			134	°C/W

Note\*:Surface mount type.

**SANYO Electric Co.,Ltd. Semiconductor Business Headquarters**

TOKYO OFFICE Tokyo Bldg., 1-10, 1 Chome, Ueno, Taito-ku, TOKYO, 110-8534 JAPAN

52098HA (KT)/62096GI (KOTO)/92294MO 8-7589/4218TA, TS 8-2176 No.2772-1/2



■ No products described or contained herein are intended for use in surgical implants, life-support systems, aerospace equipment, nuclear power control systems, vehicles, disaster/crime-prevention equipment and the like, the failure of which may directly or indirectly cause injury, death or property loss.

■ Anyone purchasing any products described or contained herein for an above-mentioned use shall:

- ① Accept full responsibility and indemnify and defend SANYO ELECTRIC CO., LTD., its affiliates, subsidiaries and distributors and all their officers and employees, jointly and severally, against any and all claims and litigation and all damages, cost and expenses associated with such use:
- ② Not impose any responsibility for any fault or negligence which may be cited in any such claim or litigation on SANYO ELECTRIC CO., LTD., its affiliates, subsidiaries and distributors or any of their officers and employees jointly or severally.

■ Information (including circuit diagrams and circuit parameters) herein is for example only; it is not guaranteed for volume production. SANYO believes information herein is accurate and reliable, but no guarantees are made or implied regarding its use or any infringements of intellectual property rights or other rights of third parties.

This catalog provides information as of May, 1998. Specifications and information herein are subject to change without notice.